

IF IN DOUBT: ASK

DO NOT SCALE

REMOVE ALL BURRS AND ROUGH EDGES

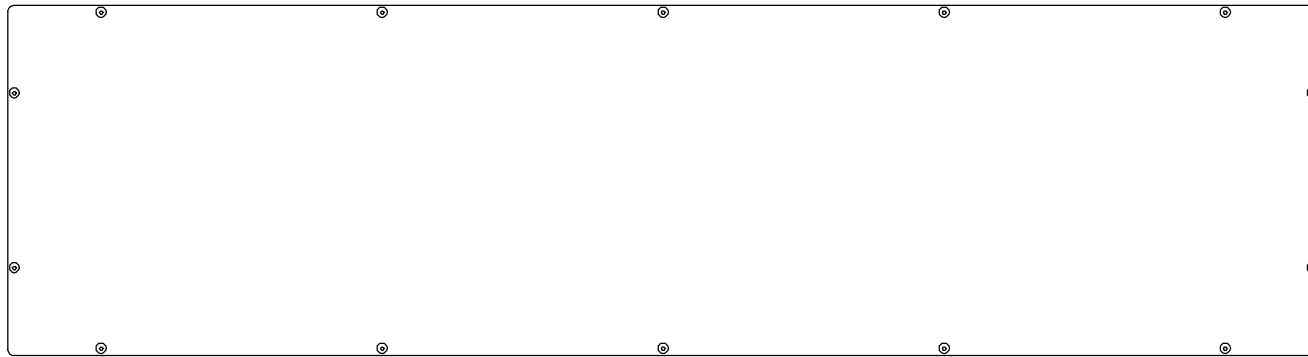
THIRD ANGLE PROJECTION

DRAWING No.:


34

0009

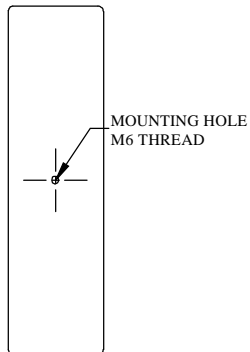
01




REAR VIEW



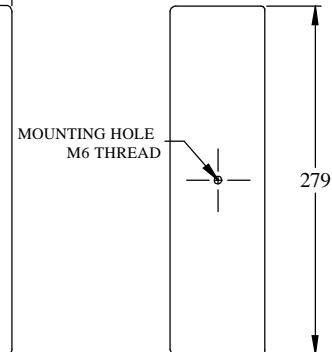
TOP VIEW



MOUNTING HOLE
M6 THREAD



FRONT VIEW



MOUNTING HOLE
M6 THREAD

279

THE COPYRIGHT OF THIS DRAWING IS RESERVED BY GNG SYSTEMS LTD. IT IS ISSUED ON THE CONDITION THAT IT IS NOT COPIED OR REPRODUCED EITHER WHOLLY OR IN PART WITHOUT WRITTEN CONSENT OF GNG SYSTEMS LTD.

DIMENSIONS IN INCHES:
TOLERANCES:
NO DECIMAL PLACE +/- 1/64"
ONE DECIMAL PLACE +/- 0.010"
SQUARENESS OF MACHINED FACES:
0.015" IN 4 INCHES

DIMENSIONS IN MILLIMETRES:
TOLERANCES:
NO DECIMAL PLACES +/- 0.5mm
ONE DECIMAL PLACE +/- 0.2mm

4mm IN 100mm

HOLES TO BS 4500 H12 REAMED HOLES H8
SURFACE TEXTURE 3-/

MATERIAL: MS SHEET 16 GAUGE

FINISH: PAINT STEEL GREY

REMARKS:

PART OF ASSEMBLY:

NAME: NO:

GNG Systems LTD

HARWICH ESSEX
ENGLAND. 01255 243068

TITLE:
LARGE DISPLAY CABINET 1
MOUNTING DETAIL

CUSTOMER:

SCALE:

SIZE:
A4

DRAWN BY: ADG
CHECKED BY:
SHEET No. 1 OF 1

DATE: 19/03/07
DATE:

DRAWING No.:
34 0009 01

ISSUE
MOD. NO.
ZONE.
REV. DETAIL
DATE.